



COOLBREEZE SPARE PARTS PRICE LIST


2020-2021

EFFECTIVE: 1st SEPTEMBER 2020

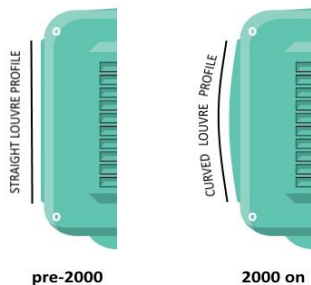
ECOPADS FILTER PADS	4 - 6
CoolBreeze	6
Ezycool	6
Comfort Breeze	7
CORNER POSTS	9
SUMPS & LIDS	10
LOUVRES	11
MANIFOLDS & SOLENOIDS	12
VALVES & FLOATS	13
PUMPS & DRAINS	14
CONNECTORS & MOTORS	15
MOTOR PACKS (WITH FAN & RING)	16
FANS & MOTOR CABLES	17
CIRCUIT BOARDS	18
CONTROLLERS & KEYPADS	19
MRU CABLES & BOXES	20
ZONE SYSTEMS & MOTORS	21

CoolBreeze Model Identification Chart

Count the number of rows of louvres on one side




Heritage (Box) Style Units



pre-2000

2000 on

Count the number of rows of louvres on the front



Cascade (Sloping Base) Style Units

No of Rows of Louvres	Model	Year	Motor	Filter Pad Sizes			Thickness	
				Width	Height	Thickness		
7 rows	D095	2000 on	600w	830	x	370	x	75
9 rows	105	pre 2000	600w	735	x	400	x	75
10 rows	D125	2000 on	600w	830	x	460	x	75
10 rows	D160	2000 on	750w	830	x	460	x	100
12 rows	130	pre 2000	600w	735	x	495	x	75
12 rows	160	pre 2000	750w	840	x	495	x	75
12 rows	D195	2000 on	1000w	830	x	535	x	100
15 rows	D230	2000 on	1000w	830	x	650	x	100
19 rows	D255	2000 on	1000w	830	x	770	x	100
20 rows	210	pre 2000	750w	840	x	730	x	75
15 rows	C125	2000 on	600w	830	x	640	x	75
15 rows	C160	2000 on	750w	830	x	640	x	100
19 rows	C205	2000 on	1000w	830	x	760	x	100
22 rows	C240	2000 on	1000w	830	x	870	x	100

COOLBREEZE

1994 - 1997

CO / CZ / MX series



Set of 4 pads


30mm Water Distribution Strip at Top of Pads

SP4146/4	80	735 x 310 x 75
SP4148/4	105	735 x 400 x 75
SP4150/4	130	735 x 495 x 75
SP4152/4	160	840 x 495 x 75
SP4154/4	185	840 x 630 x 75
SP4156/4	210	840 x 730 x 75
SP4157/4	250	840 x 930 x 75

COOLBREEZE

1997-2000

CO / CZ / MX series



Set of 4 pads

SP4174/4	80	735 x 310 x 75
SP4176/4	105	735 x 400 x 75
SP4178/4	130	735 x 495 x 75
SP4180/4	160	840 x 495 x 75
SP4182/4	185	840 x 630 x 75
SP4184/4	210	840 x 730 x 75
SP4186/4	250	840 x 930 x 75

COOLBREEZE HERITAGE

2000 ON




Set of 4 pads

SP4300/4	D095	830 x 370 x 75
SP4302/4	D125	830 x 460 x 75
SP4304/4	D160	830 x 460 x 100
SP4306/4	D195	830 x 535 x 100
SP4308/4	D230	830 x 650 x 100
SP4310/4	D255	830 x 770 x 100

COOLBREEZE CASCADE

2000 ON



Set of 4 pads

SP4312/4	C125	Front: 830 x 640 x 75 Back: 830 x 275 x 75 Sides: 830 x 640/300 x 75
SP4318/4	C160	Front: 830 x 640 x 100 Back: 830 x 275 x 100 Sides: 830 x 640/300 x 100
SP4324/4	C205	Front: 830 x 760 x 100 Back: 830 x 395 x 100 Sides: 830 x 760/420 x 100
SP4330/4	C240	Front: 830 x 870 x 100 Back: 830 x 505 x 100 Sides: 830 x 870/530 x 100

COOLBREEZE
1991-1992 LP series



30mm Water Distribution Strip at Top of Pads

Individual Pads - Made to Order Only

SP4110	LP110	840 x 300 x 75
SP4112	LP125	840 x 360 x 75
SP4114	LP135	840 x 430 x 75
SP4116	LP160	840 x 600 x 75
SP4118	LP185	840 x 675 x 75

COOLBREEZE
1992 LP series



30mm Water Distribution Strip at Top of Pads

Individual Pads - Made to Order Only

SP4120	LP60 +	925 x 380 x 75
SP4122	LP85 +	925 x 485 x 75
SP4124	LP95 +	925 x 530 x 75
SP4125	LP110	840 x 350 x 75
SP4126	LP120	840 x 430 x 75
SP4128	LP150	840 x 630 x 75
SP4130	LP190	840 x 695 x 75

+ = Pitched Roof model - only 2 pads per unit

COOLBREEZE
1993 FP / PR series



Individual Pads - Made to Order Only

SP4132	PR65 +	920 x 380 x 75
SP4134	PR90 +	920 x 480 x 75
SP4136	PR105+	920 x 570 x 75
SP4138	FP120	840 x 360 x 75
SP4140	FP140	840 x 430 x 75
SP4142	FP170	840 x 630 x 75
SP4144	FP200	840 x 695 x 75

+ = Pitched Roof model - only 2 pads per unit

COOLBREEZE
Side Discharge S100 & S105



Pads sold individually unless described as a 'set'

1997-2002		Grooved pads
SP4186	S100	Front pad 840 x 930 x 75
SP4188	S100	Side pad 275 x 930 x 75
2003 on		Grooved pads
SP4191	S105	Side pad 275 x 950 x 75
SP4190	S105	Front pad 830 x 950 x 75
SP4190/3	S105	Set of 3 Pads

COOLBREEZE
Side Discharge S200 / P250 / S240




Made to Order only

Pads sold individually unless described as a 'set'

SP4186	S200/P250	All sides 840 x 930 x 75 Grooved pads
SP4187/3	S240	Set of 3 Pads Grooved pads

COOLBREEZE
M240 Mobile unit



Pads sold individually unless described as a 'set'

2001-02		
SP4189	M240	830 x 950 x 75
2003 on		
SP4187	M240	830 x 950 x 100
SP4187/3	M240	Set of 3 pads


COOLBREEZE
Twin Fan D400 / D500



Pads sold individually unless described as a 'set'

SP4540	D400 Ends (x2)	930 x 795 x 100
SP4542	D400 Sides (x4)	645 x 795 x 100
SP4547/6	D400 Set of 6 Pads	
SP4544	D500 Ends (x2)	930 x 960 x 100
SP4546	D500 Sides (x4)	645 x 960 x 100
SP4548/6	D500 Set of 6 Pads	


U / EX series 2002-2006



Pads sold individually

SP4570	Front	800 x 385 x 90
SP4573	U/EX Back	800 x 345 x 90
SP4571	125 Left	800 x 355 x 90
SP4572	Right	800 x 355 x 90
SP4574	Front	800 x 585 x 80
SP4577	U/EX Back	800 x 545 x 80
SP4575	165 Left	800 x 555-585 x 80
SP4576	Right	800 x 555-585 x 80

EZYCOOL
2000-2003



Pads sold individually

SP4610	L105	820 x 315 x 60	NLA
SP4611	L110/125V	820 x 315 x 75	
SP4612	L130/145V	820 x 315 x 100	
SP4613	L150/165V	820 x 430 x 75	
SP4614	L170/185V L155V	820 x 440 x 100	
SP4615	L190/205V	820 x 555 x 75	
SP4616	L210/225V L200V	820 x 565 x 100	

U / EX series 2002-2006



Pads sold individually

SP4578	Front	800 x 585 x 100
SP4581	U/EX Back	800 x 545 x 100
SP4579	220 Left	800 x 555-585 x 100
SP4580	Right	800 x 555-585 x 100
SP4582	Front	800 x 795 x 100
SP4585	U/EX Back	800 x 755 x 100
SP4583	260 Left	800 x 765-795 x 100
SP4584	Right	800 x 765-795 x 100

EZYCOOL
2016 on >



SET OF 4 PADS

SP4300/4	095/100	830 x 370 x 75
SP4302/4	125/140	830 x 460 x 75
SP4304/4	165/180	830 x 460 x 100
SP4306/4	195/220	830 x 535 x 100


**COMFORT BREEZE
2000-2003**



Pads sold individually

SP4610	105V	820 x 305 x 60	NLA
SP4611	110/125V	820 x 305/315 x 75	
SP4612	130/145V	820 x 315 x 100	
SP4613	150/165V	820 x 430 x 75	
SP4614	170/185V	820 x 440 x 100	
SP4615	190/205V	820 x 555 x 75	
SP4616	210/225V	820 x 565 x 100	
SP4612	L110V	820 x 315 x 100	
SP4614	L155V	820 x 440 x 100	
SP4616	L200V	820 x 565 x 100	

**COMFORT BREEZE - SLOPING MODELS
2000-2003**



Pads sold individually

SP4621		Front - 820 x 330 x 75
SP4622	110/125S	Back - 820 x 268 x 75
SP4623		Left - 820 x 305 x 75
SP4624		Right - 820 x 305 x 75
SP4625		Front - 820 x 325 x 100
SP4626	130/145S	Back - 820 x 273 x 100
SP4627		Left - 820 x 305 x 100
SP4628		Right - 820 x 305 x 100
SP4629		Front - 820 x 455 x 75
SP4630	150/165S	Back - 820 x 393 x 75
SP4631		Left - 820 x 455 x 75
SP4632		Right - 820 x 455 x 75
SP4633		Front - 820 x 450 x 100
SP4634	170/185S	Back - 820 x 398 x 100
SP4635		Left - 820 x 430 x 100
SP4636		Right - 820 x 430 x 100
SP4637		Front - 820 x 580 x 75
SP4638	190/205S	Back - 820 x 518 x 75
SP4639		Left - 820 x 555 x 75
SP4640		Right - 820 x 555 x 75
SP4641		Front - 820 x 575 x 100
SP4642	210/225S	Back - 820 x 523 x 100
SP4643		Left - 820 x 555 x 100
SP4644		Right - 820 x 555 x 100
SP4621		Front - 820 x 330 x 75
SP4622	L110S	Back - 820 x 268 x 75
SP4623		Right - 820 x 305 x 75
SP4624		Left - 820 x 305 x 75
SP4645		Front - 820 x 450 x 100
SP4646	L155S	Back - 820 x 398 x 100
SP4647		Right - 820 x 430 x 100
SP4648		Left - 820 x 430 x 100
SP4641		Front - 820 x 575 x 100
SP4642	L200S	Back - 820 x 523 x 100
SP4644		Right - 820 x 555 x 100
SP4643		Left - 820 x 555 x 100

CORNER POSTS 1994 - 2000




Price per post

Made to Order

SP4036*	80	330mm	[75]
SP4038*	105	420mm	[75]
SP4040*	130	515mm	[75]
SP4042*	160	650mm	[75]
SP4044*	185	650mm	[75]
SP4046*	210	750mm	[75]
SP4062*	250	950mm	[75]

*specify colour

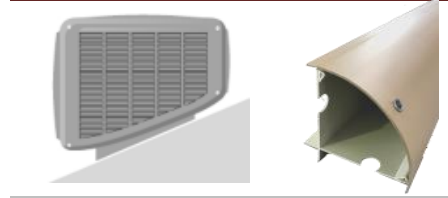
CORNER POSTS HERITAGE 2000 on



SP4066*	D095	370mm	[75]
SP4068*	D125	460mm	[75]
SP4070*	D160	460mm	[100]
SP4072*	D195	535mm	[100]
SP4074*	D230	650mm	[100]
SP4076*	D255	770mm	[100]

*specify colour

CORNER POSTS CASCADE 2000 on



SP4078*	C125	640mm	Front
SP4080*	C125	275mm	Rear
SP4082*	C160	640mm	Front
SP4084*	C160	275mm	Rear
SP4086*	C205	760mm	Front
SP4088*	C205	395mm	Rear
SP4090*	C240	870mm	Front
SP4092*	C240	505mm	Rear

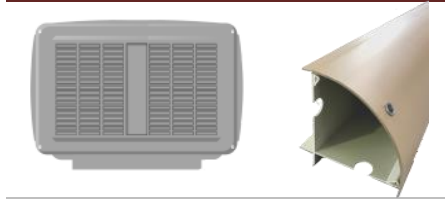
CORNER POSTS - SIDE & TOP S105 / S240



Price per post

SP4061	S105	930mm	Front
SP4059	S105	930mm	LHR
SP4057	S105	930mm	RHR
SP4093	S240	950mm	LHR
SP4094	S240	950mm	RHR
SP4095	S240	950mm	Front

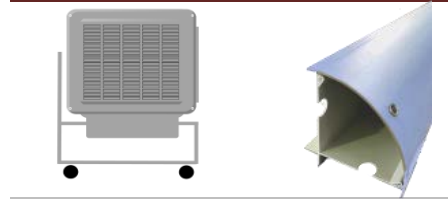
CORNER POSTS D400 / D500 TWIN FAN



Price per post

SP4530	D400	795mm	[x4]
SP4532	D400	790mm	[x2]
SP4534	D500	960mm	[x4]
SP4536	D500	955mm	[x2]
SP9612		Centre Support	

CORNER POSTS M240 MOBILE




Price per post

*specify colour


	2000-2002	75mm	Pads
SP4062GY		M240	- Grey
	2003 on	100mm	Pads
SP4065*	M240	LH	Rear Post
SP4067*	M240	RH	Rear Post
SP4063*	M240	Front	Post [x2]

BOLT PACKS



SP4048	Bolt Pack pre-2000
SP4049*	Bolt Pack 2000 on
	*specify colour
SP4564	Bolt Pack - D500


WINTER PANELS pre-2000



Made to Order			
Set of 4	Model	Size	
SP1615*	80	735 x 310	
SP1616*	105	735 x 400	
SP1617*	130	735 x 495	
SP1618*	160	840 x 495	
SP1619*	185	840 x 630	
SP1620*	210	840 x 730	
SP1621*	250	840 x 930	

*specify colour

WINTER PANELS 2000 on



Made to Order			
Set of 4	Model	Size	
SP1622*	D095	825 x 330	
SP1623*	D125	825 x 420	
SP1623*	D160	825 x 420	
SP1624*	D195	825 x 490	
SP1625*	D230	825 x 610	
SP1626*	D255	825 x 720	
SP1627*	C125		
SP1627*	C160		
SP1628*	C205		
SP1629*	C240		

LIDS & SUMPS
1994 - 2000



Made to Order

SP1006B Lid - Small
** Beige Only**
Sump - No longer available


LIDS & SUMPS
HERITAGE 2000 on



**specify colour*

SP1010* Lid - Heritage
SP1009* Sump - Heritage

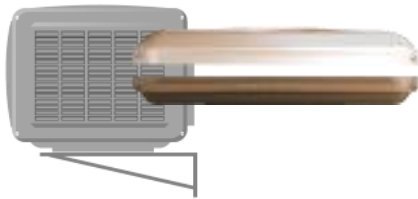
LIDS & SUMPS
CASCADE 2000 on



**specify colour*

SP1010* Lid - Cascade
SP1007* Sump - Cascade


LIDS, SUMP & SIDE PANELS
S240



LIDS, SUMP & SIDE PANELS

S240 Beige Only
SP1010B Lid - S240 - Beige
SP1053 Sump - S240 - Beige
SP1060 Side Panel - Beige


LIDS & SUMPS
D400 / D500 TWIN FAN



Beige Only

SP1532 Lid - D4/500 - Beige
SP1530 Sump - D4/500 - Beige
SP9612 Lid Support Brace

LIDS, SUMP & SIDE PANELS
M240 MOBILE



Blue Only

SP1010U Lid - M240 - Blue
2000-2019
SP1080 Sump - M240 - Blue
SP1061 Side Panel - Blue
2020 on M240WC
SP1081* Sump - v1.32
SP1062* Side Panel - v5
**specify colour*

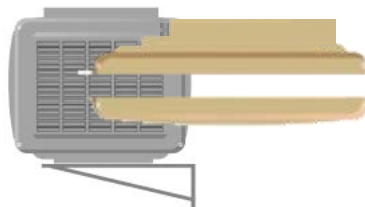
LIDS, SUMP & SIDE PANELS
S105 *Beige Only*



LIDS, SUMP & SIDE PANELS

Beige Only
SP1055 Lid & Sump Set
not available individually
SP1059 Side Panel - each

LIDS & SUMPS
TOP DISCHARGE *Beige Only*



LIDS, SUMP & SIDE PANELS

T240 Beige Only
SP1072 Lid - Top Dis.- Beige
includes Corner Brackets
SP1052 Sump - Top Dis.- Beige


FLEXIBLE TRANSITION SKIRT
S240 & T series



inc. with S240 & T series Units

SP6607 Flexible Connector
SP6608 Connector Clamp


LOUVRES
HERITAGE 2000 on & Top Discharge



Louvres sold individually
*specify colour

SP066*	D095
SP068*	D125/160
SP070*	D195
SP072*	D230
SP074*	D255


LOUVRES
D400 / D500 TWIN FAN



Louvres sold individually
Beige Only

SP0530	D400 Louvres - Ends [2]
SP0532	D400 Louvres - Sides [4]
SP0534	D500 Louvres - Ends [2]
SP0535	D500 Louvres - Sides [4]


LOUVRES
M240 MOBILE



Louvres sold individually
Blue Only

SP063U	M240	Louvres - Blue x3
--------	------	-------------------


LOUVRES **C125 / C160**
CASCADE 2000 on



Louvres sold individually
*specify colour

SP076*	C125/160 Front Louvre
SP078*	C125/160 Right Louvre
SP080*	C125/160 Left Louvre
SP082*	C125/160 Back Louvre


LOUVRES **C205**
CASCADE 2000 on



Louvres sold individually
*specify colour

SP084*	C205 Front Louvre
SP086*	C205 Right Louvre
SP088*	C205 Left Louvre
SP090*	C205 Back Louvre

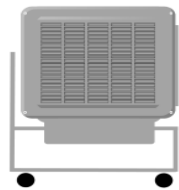
LOUVRES **C240**
CASCADE 2000 on



Louvres sold individually
*specify colour

SP092*	C240	Front Louvre
SP094*	C240	Right Louvre
SP096*	C240	Left Louvre
SP098*	C240	Back Louvre


FRAME COMPONENTS - M240
M240 MOBILE



Blue Only

SP9604	Castor with Brake
SP9605	Castor without Brake
SP9609	Diffuser Grille - Blue
SP9610	Frame with castors
SP9611	Frame without castors


LOUVRES
S240



Louvres sold individually
S240 Beige Only

SP063B	S240 Louvres -
--------	----------------

LOUVRES
S105 *Beige Only*




Louvres sold individually
Beige Only

SP063B	Front Louvre - Beige
SP065B	Side Louvre - Beige

TOUCH UP PAINT
SPRAY CAN

UASPB	Beige Touch-up Paint
UASPE	Black Touch-up Paint
UASPN	Green Touch-up Paint
UASPR	Red Touch-up Paint
UASPU	Blue Touch-up Paint
UASPY	Grey Touch-up Paint

MANIFOLDS



SP2001	80-130
SP2007	Heritage/Casc./T ser.
SP2009	S105
SP2011	S240/M240
SP2530	D400/D500
SP2602	Ezycool 2001-10 Vert.
SP2604	

WATER FEED RISER PIPE



SP2100	D095	370mm
SP2102	D125/160	460mm
SP2104	D195	535mm
SP2106	D230	650mm
SP2108	D255	770mm
SP2110	C125/160	640mm
SP2112	C205	760mm
SP2114	C240	870mm

WATER FEED RISER PIPE



SP2096	S200/240	980mm
SP2097	S105	950mm
SP2513	U/EX Series	850mm
SP2620	L110	1000mm*
SP2546	D4/D500	1100mm*
SP2116	M240	960mm

**cut to length*

MANIFOLD REPAIR KIT all models except S105



SP2528
SP2043

SOLENOIDS 2002 on ALL MODELS (except Twin Fan)



24v Barbed Solenoid Kit
inc hose & 4 x clips & cables
SP2134 Barbed Solenoid

SOLENOIDS TWIN FAN UNITS - D400 / D500



24v Barbed Solenoid Kit
inc hose & 4 x clips & cables
SP2136 Barbed Solenoid - D500

SOLENOIDS 1991 - 1993 24v RETRO FIT KIT



inc. Transformer & Solenoid
RPE-filter
SP2057
*****While Stocks Last*****

SOLENOIDS



SP2640 suits Hydraulic Drain Valve

SOLENOIDS Suits electric drain valve



Threaded Connector

Threaded connections both sides
inc cables
SP2135 Solenoid - Threaded
Solenoid 2019 on

**FLUIDMASTER 703
FLOAT VALVE**



SP2654 Float Valve **NLA**
CZ/CO/MX 1994-2000 160-250 models

**FLUIDMASTER FLOAT VALVE
M240 MOBILE UNIT**



also: 1994-2000 CO / MX
2002-02 E series **Price Ex-GST**
SP2027 M240 Fluidmaster
Float Valve

**DIAPHRAGM
Fluidmaster High Pressure**



SP2078 Diaphragm

THROUGH SUMP ELBOW



Elbow & Bracket - inc. O-ring
SP2039 Through Sump Elbow

19mm RESTRICTOR TAP



SP2010 Restrictor Tap

WATER INLET VALVE



SP2076 Inlet Tap & Filter

**WATER LEVEL SENSOR
Magnetic Water Level Sensor - MWL**



Screw type connectors
suits non-exhaust models
SP2210

**WATER LEVEL SENSOR
Magnetic Water Level Sensor - MS**



3 Core Cable with Single
Connection to MRU
SP2212

**WATER LEVEL SENSOR
Magnetic Float Assembly - MFA**



Compatible with
MWL & MS sensors
SP2200

**90deg. BARBED DRAIN ELBOW
M240 MOBILE UNIT**



SP2017 Drain Elbow

**QUIETFLO PUMP
M240 MOBILE UNIT**



Long Shaft with Bracket
SP2035 M240 Mobile Unit

**QUIETFLO PUMP BRACKET
M240 MOBILE UNIT**



Stainless Steel Support Bracket
SP2128 M240 Mobile Unit

SUPER PUMP



SP2380 Super Pump
SP2380/8 Carton of 8
SP2380/240 Pallet of 240

**EZYCOOL DRAIN VALVE KIT
2016 on**



inc. washer, hoses,
clips & T piece
SP2132 Ezycool Drain Valve Kit

**COUNTER-WEIGHT DRAIN VALVE
2002 ON**



SP2040 Drain Valve - Black

**FLEXIBLE CONNECTOR HOSE
M240 MOBILE UNIT**



Braided Hose with Adaptor
SP2140 Flexible Hose
& Adaptor

DRAIN FITTINGS



SP2072 40mm female
SP2073 40mm to 19mm

**ELECTRIC DRAIN VALVE
pre 2001**



while stocks last

SP2062 Electric Drain Valve
while stocks last

O RING



SP2066 Sq. section O ring
SP2068 Round section O ring
SP2066C Blue O ring

HYDRAULIC DRAIN VALVE



SP2064 Hydraulic Drain Valve
SP2064K Hydraulic Drain Kit
inc valve and fittings

HOSE KIT



Counter-weight Drain Valve hose
SP2042 Hose Kit
SP2131 Hose Kit - D4/500

**SERVICE MAINTENANCE KIT
2001 on**



inc. Hoses, Clips
& Blue O ring
SP2117 Service Kit
SP2117/20 Pack of 20 Kits
(price each in bulk pack)

BRASS ADAPTOR
suits Hydraulic Drain Valve



SP2071 Brass Adaptor

ELBOW
suits Hydraulic Drain Valve



screws in top of Hydraulic valve
SP2065 Elbow

ELBOW
suits Hydraulic Drain Valve



screws into Brass Adaptor
SP2069

HOSE
suits Hydraulic Drain Valve



Between Hydraulic Drain Valve
and Brass adaptor - 6mm Hose
SP2067 6mm Hose

BLEED OFF TRAY



includes fitting
SP2082 Bleed Off Tray

MOTORS



includes Capacitor Kit
[collet not included]
SP6012 600w Motor
SP6014 750w Motor
SP6015 1000w Motor

MOTORS - BULK BUY
10 PACK



includes Capacitor Kit
[collet not included]
SP6012/10 10 x 600w Motor
SP6014/10 10 x 750w Motor
SP6015/10 10 x 1000w Motor

MAXIMA INVERTER MOTOR
2016 on



SP6087 Inverter Motor

MAXIMA INVERTER UPGRADE KIT
2016 on



SP6079 Maxima Retro Kit
Note: Also requires SP6019 motor unit

CAPACITORS
25uF



inc. cover
suits 600w motors
SP3039 25uF Capacitor
& Cover

CAPACITORS
30uF




inc. cover
suits 750w & 1000w motors
SP3040 30uF Capacitor
& Cover

MOTOR ANCHOR CABLE



SP6048 Motor Anchor Cable



Non-Shrouded Motor Ring -
fan is above
the ring



Shrouded Motor Ring -
fan is inside the ring

Non-shrouded motor ring fitted to:
Twin Fan, Side Discharge & M240

MOTOR PACK - SHROUDED

MOTOR PACK - NON SHROUDED

**MOTOR PACK - SHROUDED
MAXIMA INVERTER**



inc. Motor, Fan, Collet, Capacitor & Cover

- SP6078 600w Motor Pack
- SP6076 750w Motor Pack
- SP6074 1000w Motor Pack



inc. Motor, Fan, Collet, Capacitor & Cover

- SP6081 600w Motor Pack
- SP6077 750w Motor Pack
- SP6075 1000w Motor Pack



inc. Motor, Fan, Collet

- SP6085 600w Motor Pack
- SP6084 750w Motor Pack
- SP6086 1000w Motor Pack

MOTOR RING - SHROUDED

MOTOR RING - NON SHROUDED

**MOTOR PACK - NON-SHROUDED
MAXIMA INVERTER**



2002 on D095-255
2006 on Cascade

- SP6025 Shrouded Motor Ring



All D400/500, S105, S240 & M240
2000-02 D095-255 & 02-06 Cascade

- SP6022 Non-shrouded
Motor Ring



D500 Maxima Inverter

- SP6094 D500 Maxima Motor Pk

COLLETS

1992 on 600w & 750w motors

COLLETS

2013 on 1000w motors

MOTOR MOUNTING GROMMETS



Fan collet and bolt fixing pack
suits Grey 10 blade fans

- SP6043 600/750w Collet Set



Fan collet and bolt fixing pack
suits Black 9 blade Powerflow fans

- SP6073 1000w Collet Set
Not compatible with SP6031 fan



- SP6024 Motor Grommet Pack

FANS - 10 blade Green Hub



suits 600w motors & S100

SP6028 518 mm diameter
SP6027 524 mm diameter
SP6057 528 mm diameter

FANS - 10 blade Grey Hub



suits 750w motors & S105

SP6039 518 mm diameter
SP6030 524 mm diameter
SP6058 528 mm diameter

FANS - 9 blade Black Powerflow



suits 1000w motors

SP6033 518 mm diameter
SP6072 524 mm diameter
SP6059 528 mm diameter

**CABLE - MRU to MOTOR
2000 on**



*Motor Extension Cable
w/6 pin male connector*

SP6020 Cable - 950mm

**CABLE - MRU to MOTOR
D400/500 Twin Fan - 2000 on**



*Motor Extension Cable
suits D400/500 Twin Fan models*

SP6070 Cable - 1500mm

MAIN POWER CABLE



SP3031 Main 240v Power Lead

**CABLE - ECRU to MOTOR
MAXIMA INVERTER**



Series I Maxima - Aust Only

SP6029 Motor Ext. Cable

**CABLE - ECRU to MOTOR
MAXIMA INVERTER**



Euro-Maxima Series II

SP6089 Motor Ext. Cable

**CABLE - ECRU to MOTOR
D500 MAXIMA INVERTER**



D500 Maxima Series II

SP6090 Motor Ext. Cable

CIRCUIT BOARDS



suits QA, QM & M240WC
(use to replace CO/CR with QA/M)
SP3000 MRU - Circuit Board

CIRCUIT BOARDS



Neatrol Roof Unit Board
SP3005 Neatrol Board
While Stocks Last

CIRCUIT BOARDS



ECRU - Maxima Inverter Roof Unit Board - suits QA/M controller
SP3011 QA/M Maxima Board

CIRCUIT BOARDS



CFRU - F & FC series
suits L & R controllers
SP3510 L/R Circuit Board

**CIRCUIT BOARDS
M240 2002 on**



suits M240 up to 2019 (2020 on uses SP3000)
inc. Rotary Controls and Knobs
SP3013 M240 Circuit Board

**CIRCUIT BOARDS
MUCS - MULTI UNIT CONTROL SYSTEM**




Controls up to 99 units from one keypad
suits Single Fan Units only
SP3008 MUCS board
Single Fan units only

**CIRCUIT BOARDS
MUCS - MULTI UNIT CONTROL SYSTEM**



Controls up to 99 units from one keypad
suits d400/500 Twin Fan Units only
SP3007 MUCS board - D400/500
Twin Fan units only

MULTI UNIT CONTROL SYSTEM [MUCS] - operate up to 99 units from 1 keypad



Order one less MUCS board than the total number of units - eg: 4 units off one controller, order 3 x MUCS boards

CONTROLLERS

2005 on QM



suits MRU & ECRU board
SP3220 QM controller

CONTROLLERS

2005 on QA



suits MRU & ECRU board
SP3221 QA controller

M240WC WHEELIE COOL CONTROLLER

2020 on



suits MRU board
SP3239 M240WC Controller

CONTROLLERS

L series



suits CFRU board
SP3506 L series Controller

CONTROLLERS

R series



Replaces Controller w/2x Knobs
suits CFRU board
SP3504 R series Controller

OVERLAYS

CR



suits MRU board
SP3518 CR Overlay

OVERLAYS

QM 2005-2016



suits MRU board
SP3515 old QM overlay

OVERLAYS


CY series



suits MRU board
SP3516 CY overlay

OVERLAYS

QA 2005 - 2016



suits MRU board
SP3514 old QA overlay

CONTROLLER

EZYCOOL 2016 ON



suits MRU board
SP3201 EM controller

MX CONTROLLER

1993-1998



suits MRU board
SP3222 MX Controller

**RU to CONTROLLER
CZ**



12m X 7 core cable
7 pin to - 1x3 & 1x4 pin terminals
SP5212 12m x 7core cable

MRU to CONTROLLER CABLE



15m X 7 core cable
w/ 2x Female Connectors
SP5200 Cable - MRU to
to Controller

**MRU to CONTROLLER
EXTENSION CABLE**



10m X 7 core cable
1x Female & 1x Male Connector
SP5206 Ext. Cable - 10m
SP5207 Ext. Cable - 50m

TEST CABLE - CONTROLLER



1000mm long - 7 core cable
2 x Female Connectors
SP5218 Test Cable

**MRU to MUCS BOARD CABLE -
D400/500 TWIN FAN UNITS**



250mm long - 7 core cable
2 x Female Connectors
SP5224 MRU to MUCS Cable
D400/500 only

**MRU to MUCS BOARD CABLE -
D400/500 TWIN FAN UNITS**



3.2m long - 7 core cable
2 x Female Connectors
SP5223 MRU to MUCS Cable
D400/500 only

CM/CF TO QM CONVERSION KIT



SP3156 Conversion Kit
inc: Cables, MRU & Box, QM keypad

MRU BOX

All Down, Side, Top Discharge & M240WC



inc: Lid, cable bracket
& isolator switch
SP3045 MRU Box
SP3053 Plastic Bolts (pack of 4)
SP3042 Capacitor Cover

**CFRU BOX
2003-2017**



inc: Lid, cable bracket
& isolator switch
SP3530 CFRU Box

**ELECTRICAL BOX & LID
M240 - 2006-2019**



No on/off switch
Holes pre-drilled for switch
SP3051 Box & Lid

SWITCH - ELECTRICAL BOX



SP3198 Switch

SLOW BLOW FUSES



SP3052 5amp Fuses (5 pack)
SP3058 15amp Fuses (5 pack)

**PLATINUM II -
Touchscreen**



SP3719 Touchscreen
- Platinum II

**PLATINUM II -
Control Module**



SP3718 Control Box - Blue
- Platinum II

**ENERGYWISE 6 ZONE SYSTEM
Wall Controller & Control Module**



SP3714 Wall Controller
SP3715 Control Module

EZYZONE CONTROL CABLES



SP3707 Damper Motor Cable
SP3708 AC Power Cable
SP3717 Keypad Ext Cable

**COMFORT CONTROL SYSTEM
CCS - Sensors**



SP3712 Zone Sensor
- inc. 6m cable
SP3713 Duct Sensor

**TRANSFORMER
240v - 24v**



SP3716 240v - 24v
Transformer

**ZONE MOTORS
24v - White**



inc. Adaptor kit.
Screws onto Damper
SP6065 24v WHITE
Damper Motor
suits Ezyzone systems - 3 core cable

**ZONE MOTORS
240v - Blue**



Screws onto Damper
3 core Cable
240v BLUE Damper Motor replaced by ...
SP6066K Motor Kit

Price
Ex-GST
NLA

**ZONE MOTORS
24v - WHITE - EZYZONE**



RJ connector
RJ connector on cable
Screws onto Damper
SP6068 24v WHITE
Damper Motor

**ZONE MOTORS
24v - GREY - FASTFIT**



suits FASTFIT dampers only
24v
SP6069 24v GREY
Damper Motor

**ZONE MOTORS
240v - YELLOW - FASTFIT**



suits FASTFIT dampers only
240v
SP6071 240v YELLOW
Damper Motor

VENT CLIPS



SP9001
Quietflo 2005 - 2016
Pack of 4
SP9001 Vent Clips
Quietflo 2005 - 2016
SP9002 Vent Clips



VICTORIA OFFICE & WAREHOUSE

5 Hawker Street
Airport West VIC 3042
Phone: 03 8336 1042
Email: ordersvic@airgroup.com.au

HEAD OFFICE & MANUFACTURING

28 Division Street
Welshpool WA 6106
Phone: 08 9350 2200
Email: sales@airgroup.com.au

AIRGROUP AUSTRALIA - TERMS & CONDITIONS - 2020

Prices are valid from 1st September, 2020 but are subject to change without notice. Goods will be charged at the correct price on the day of invoicing. Please check to make sure that the correct goods have been received and notify AirGroup Australia immediately if they are not correct or if any items are short supplied. Inspect all items for damage, eg: dents, scratches, etc BEFORE installing the product. **IF THERE IS ANY DAMAGE DO NOT INSTALL THE ITEM** - contact AirGroup Australia immediately. AirGroup Australia WILL NOT accept for return or credit any damaged product that has been installed even if it has not been used. AirGroup Australia WILL NOT reimburse any removal or re-installation costs. A re-stocking fee may apply to goods returned for credit; delivery fees will not be credited. Custom made sheet-metal items are not returnable for credit unless manufactured incorrectly. Always provide drawings with dimensions to ensure items are made to your design. **We will only accept goods back if notified within 7 days of you receiving them.** Returned goods are subject to both inspection and a re-stocking fee. All goods remain the property of AirGroup Australia until they are paid for. The purchaser is responsible for any loss or damage to the goods whether by theft, accident or any other cause once the goods have been despatched from AirGroup Australia. Goods will not be supplied if there is any outstanding amount not paid for by the appropriate due date. AirGroup Australia will not be liable for any claim or expenses incurred by late delivery of the goods. Claims for transport loss or damage must be made to your nominated carrier. Please advise your customers of the manufacturer's warranty conditions including limitations where the unit is installed at a premises more than 25km from a service agent, or in cases where special access equipment is required for servicing the units, these costs are not covered by warranty and will be the responsibility of the customer. PLEASE NOTE: Exhaust function may affect operation of open flue gas appliances. Exhaust function may need to be disabled at the control panel by an authorised person. Images shown may depict a product feature or design without fully reflecting the product overall. Please refer to product details and specifications when making a final selection for purchase.